



US00D666424S

(12) **United States Design Patent**
Carter, III

(10) **Patent No.:** **US D666,424 S**

(45) **Date of Patent:** **** Sep. 4, 2012**

(54) **CHAIR**

(76) Inventor: **Leonard Clyde Carter, III**, Roanoke, VA (US)

(**) Term: **14 Years**

(21) Appl. No.: **29/408,325**

(22) Filed: **Dec. 9, 2011**

(51) **LOC (9) Cl.** **06-01**

(52) **U.S. Cl.** **D6/334**

(58) **Field of Classification Search** D6/334,
D6/335, 337, 374, 379, 380, 381, 491, 492,
D6/495, 500-502; 297/118, 300.1, 302.1,
297/311, 313, 353, 354.1, 445.1, 446.1, 446.2,
297/447.4, 464, 465, 900, DIG. 2, DIG. 7;
5/12.1, 12.2

See application file for complete search history.

(56) **References Cited**

U.S. PATENT DOCUMENTS

D234,171 S *	1/1975	Long	D6/334
D239,580 S *	4/1976	Robertson	D6/381
D241,095 S *	8/1976	Friedman	D6/373
D249,849 S *	10/1978	Schoeller	D6/334
D251,938 S *	5/1979	Spound et al.	D6/334
4,188,066 A *	2/1980	Terenzoni	297/440.23
D263,770 S *	4/1982	Melchior	D6/334
D282,606 S *	2/1986	De Fuccio	D6/334
D283,562 S *	4/1986	Rafferty	D6/334

D288,748 S *	3/1987	Klein	D6/375
D292,145 S *	10/1987	Zapf	D6/334
D360,311 S *	7/1995	Stamberg et al.	D6/334
D367,364 S *	2/1996	Lewis	D6/334
D375,845 S *	11/1996	Mourgue	D6/334
D440,413 S *	4/2001	Binder et al.	D6/334
D538,054 S *	3/2007	Lissoni	D6/334
D615,308 S *	5/2010	Serra Sola et al.	D6/334

* cited by examiner

Primary Examiner — Sandra Snapp

(74) *Attorney, Agent, or Firm* — New River Valley IP Law;
Michele L. Mayberry

(57) **CLAIM**

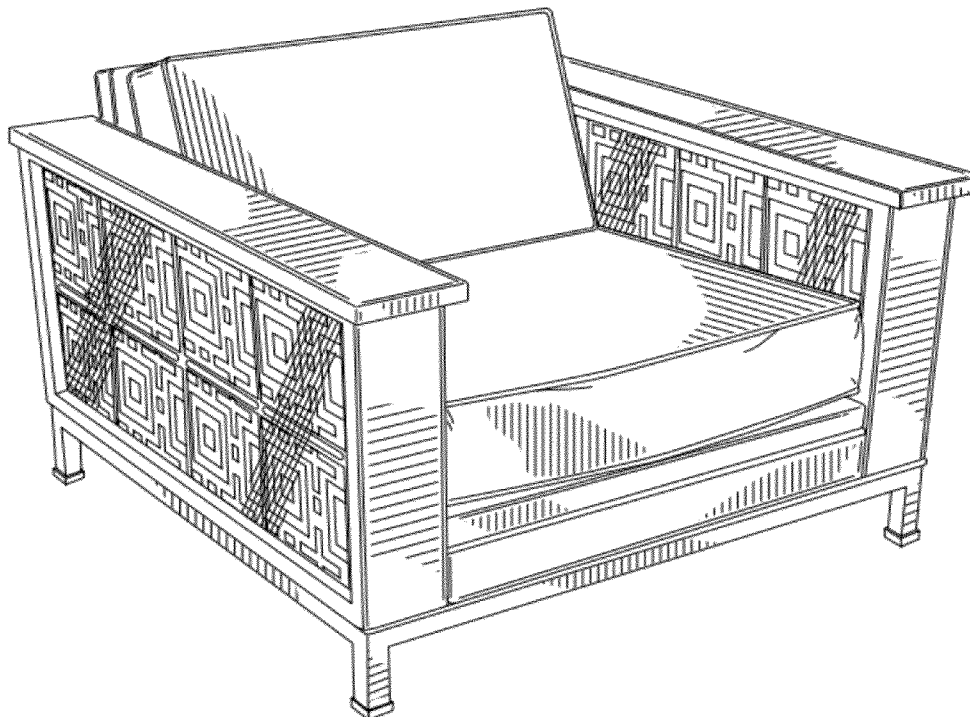
The ornamental design for a chair, as shown and described.

DESCRIPTION

FIG. 1 is a perspective view of a design for a chair according to the present invention;
FIG. 2 is a front elevational view thereof;
FIG. 3 is a side elevational view thereof;
FIG. 4 is a rear elevational view thereof;
FIG. 5 is a top plan view thereof; and,
FIG. 6 is a bottom plan view thereof.

All portions of the figures shown in broken lines are environmental and illustrative only and form no part of the claimed design.

1 Claim, 6 Drawing Sheets



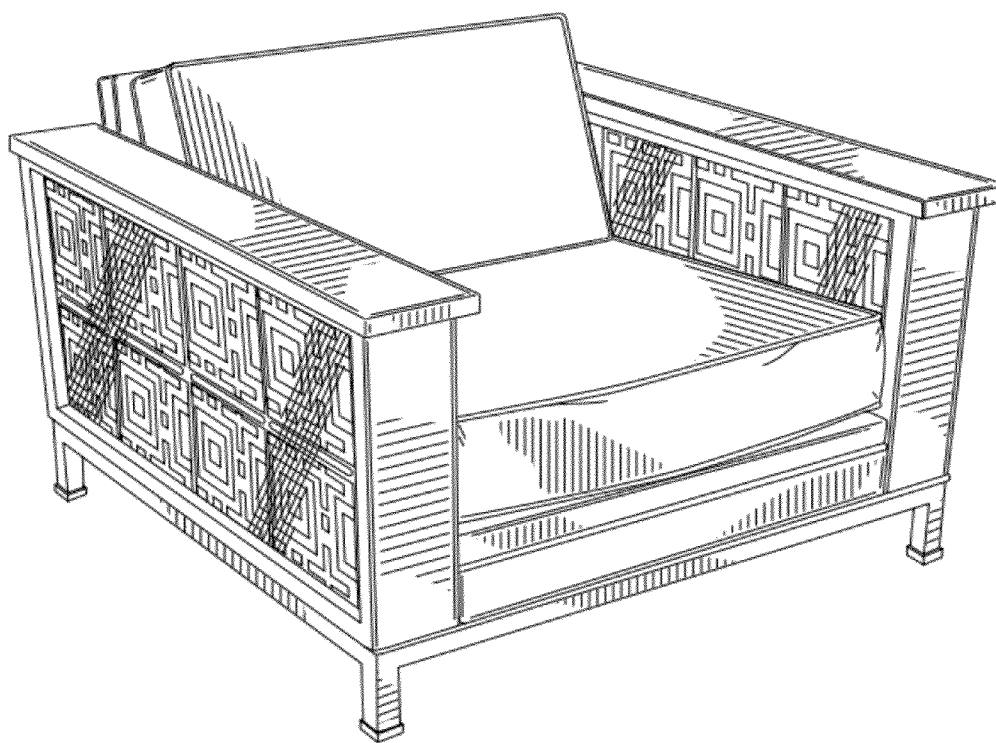


FIG. 1

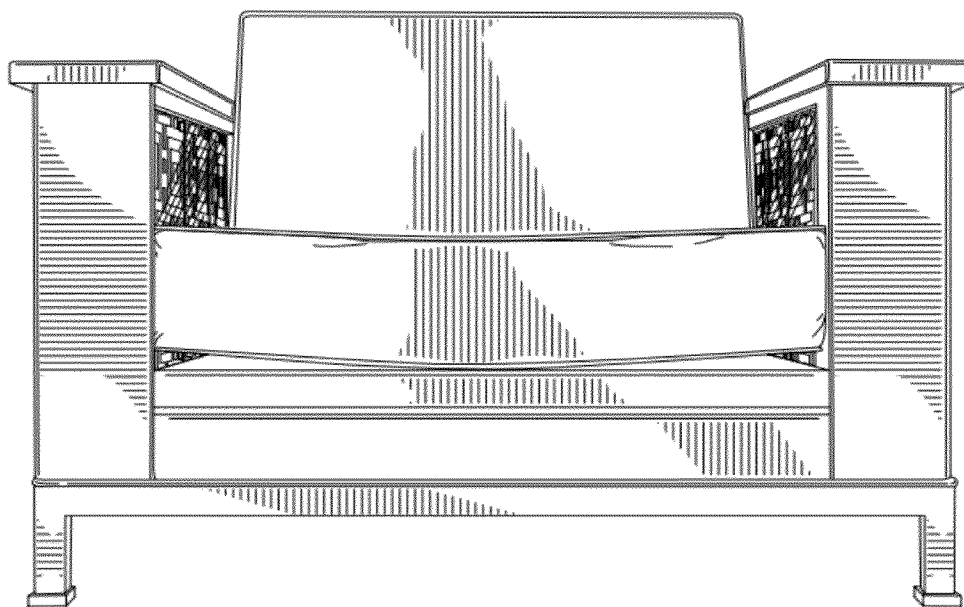


FIG. 2

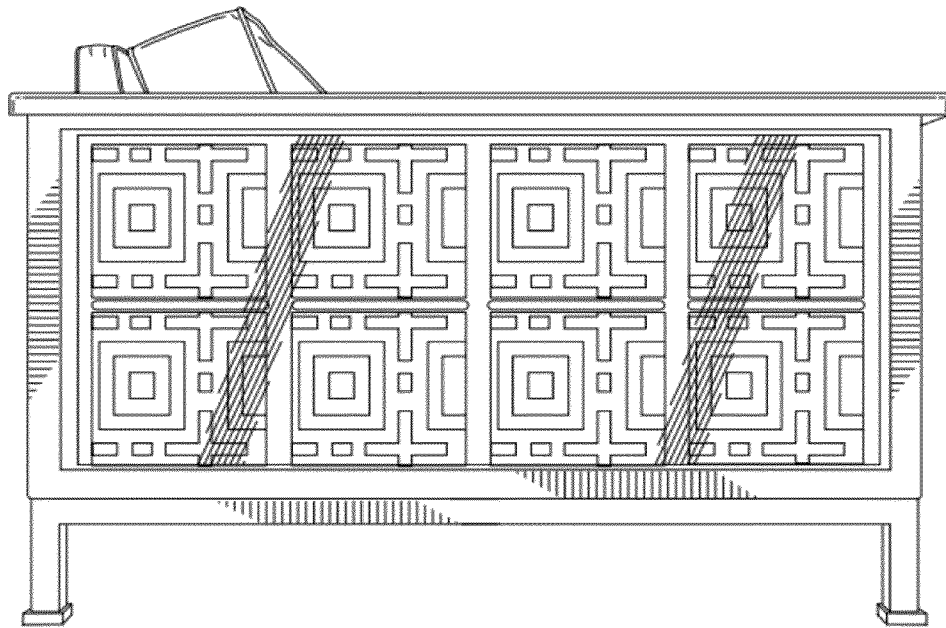


FIG. 3

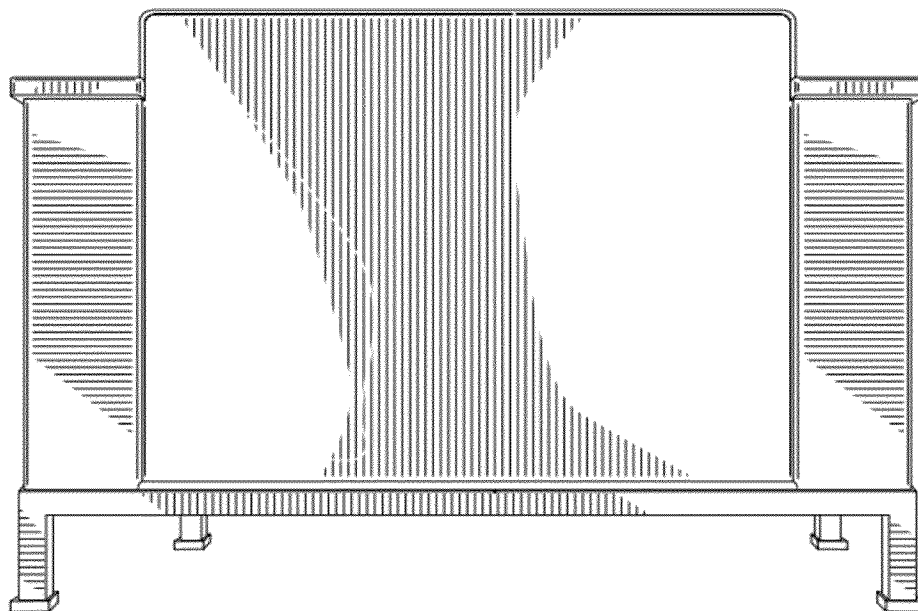


FIG. 4

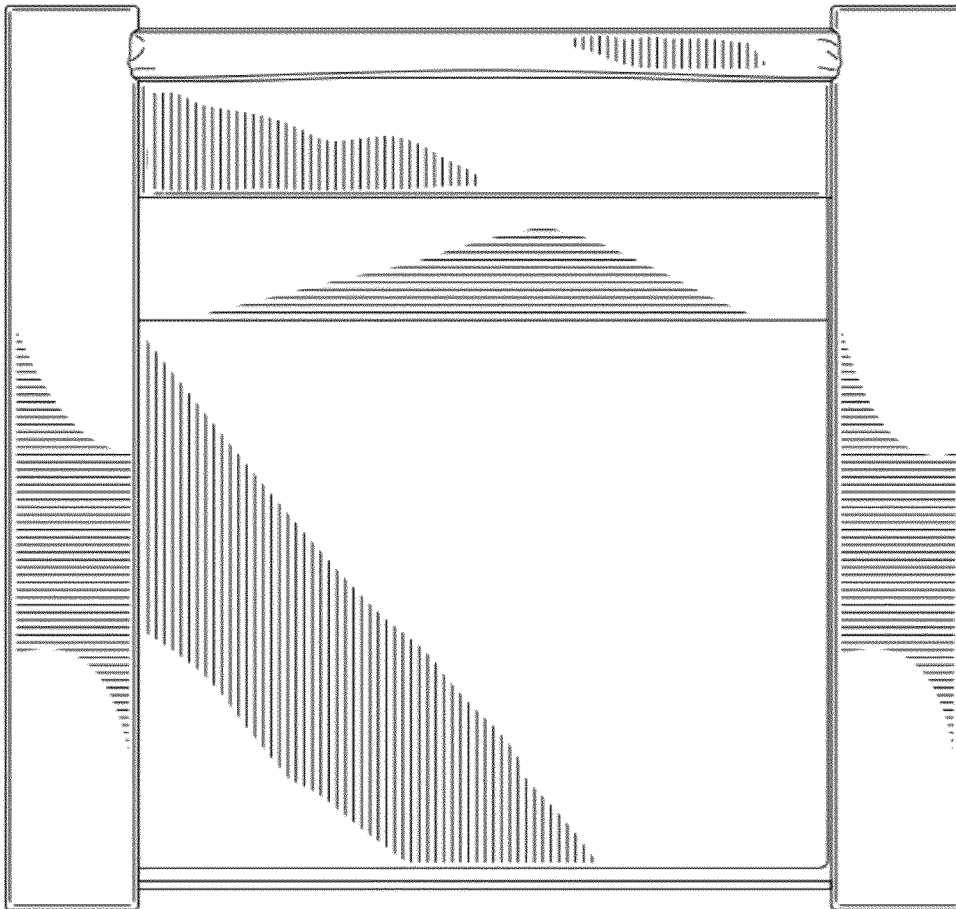


FIG. 5

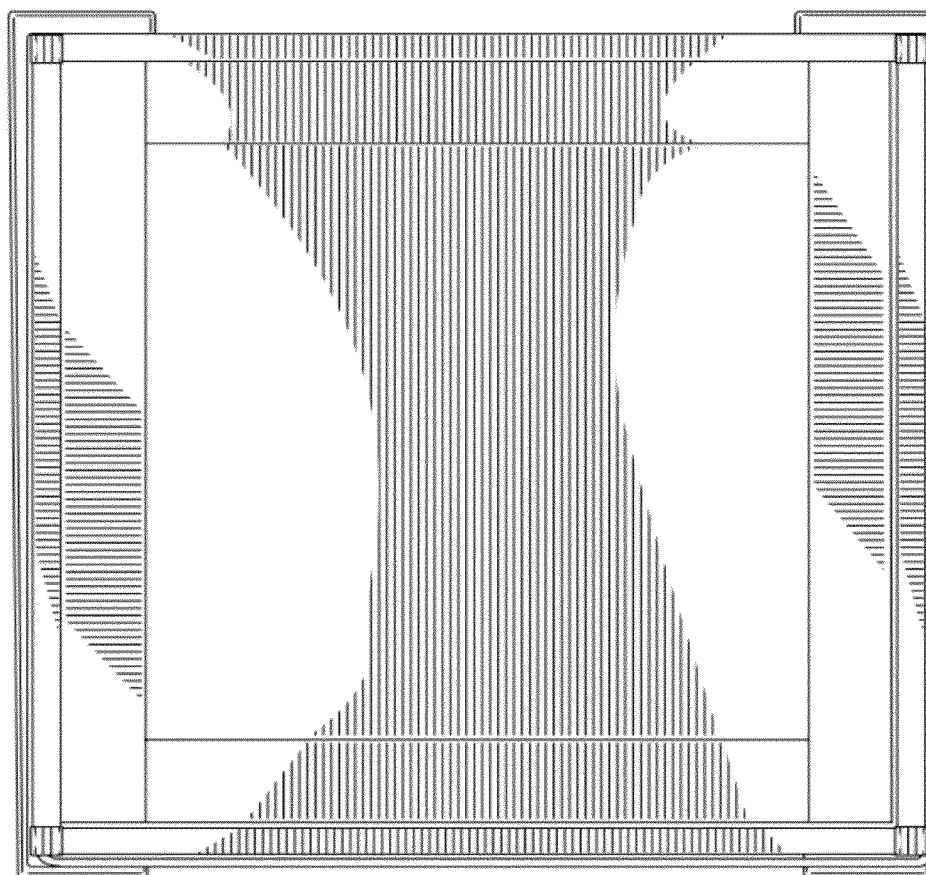


FIG. 6